

## The TDH30 Series Low Cost OEM Pressure Transducer



SERIES: TDH30



### APPLICATIONS

- Hydraulic / Mobile Hydraulic
- Pneumatic Systems
- Food and Beverage Industry
- Pumps and Compressors
- Energy and water management
- Construction and Agricultural Equipment

### DESCRIPTION

The TDH30 Series Pressure Transducer utilizes piezoresistance technology in an all stainless steel body. It is compact in size, has long term stability, ease of installation and is very economical as well as reliable.

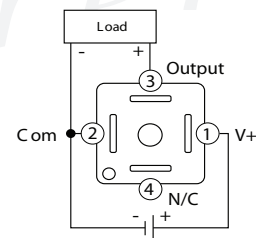
The TDH30 sets a new price-performance standard for low cost, high volume commercial and industrial applications.

### FEATURES

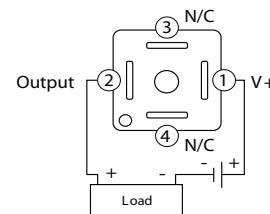
- 3 to 10,000 psi Range
- Various Outputs
- Compact Design
- 316 Stainless steel Housing
- Low Cost
- Industrial 1% Accuracy
- Custom Outputs and Ranges Available
- OEM Tested and Approved
- Low power consumption

### ELECTRICAL CONNECTIONS

Signal	Function	Color	Pin	Electrical Connector DIN 4 pin (9.4)
0-5V	Supply V + Com Output N/A	Red Black White N/A	1 2 3 4	
4-20mA	Supply V Output	Red Black	1 2	3 pin Packard 
0-5V	Com Supply + Output +	Black Red White	A B C	
4-20mA	Output Supply +	Black Red	A B	

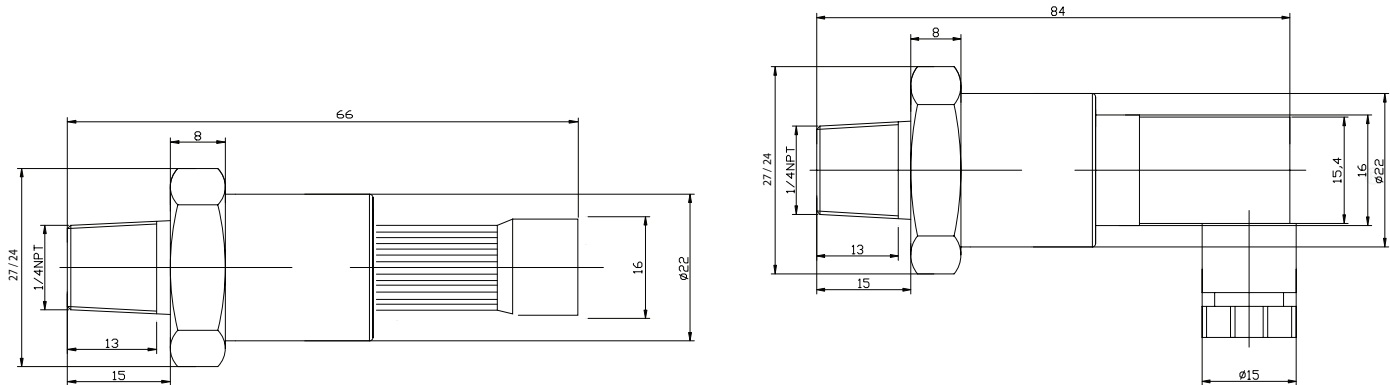


0-5VDC Output



4-20mA Output

## DIMENSIONS



Dimensions are in inches and for reference only

## SPECIFICATIONS

### Performance @ 25°C (77 °F)

Accuracy	1% FS, BFSL
Stability	0.2% FS
Thermal Error	1% FS
Compensated Temperatures	-10 to 75 ° C (14 to 167 ° F)
Operating Temperatures	-20 to 80 ° C (-4 to 176 ° F)
Current Consumption	Approx 3mA for voltage output, 22mA for current output (4-20mA)
Zero and Span Offset Tolerance	1.5%
Shock	50g, 11ms, 1/2 sign
Vibration	11g peak from 10 to 400 Hz
Reverse Polarity Protection	Yes

### Mechanical Configuration

Pressure Port	1/4 NPT (standard) *
Electrical Connection	9.4 mini DIN, 3 pin Packard *
Ingress Rating	IP65 with T-Direct standard 9.4 DIN cable
Housing	316 stainless steel
Diaphragm Material	3-75psi = 316 SS, >75-1600psi = ceramic, >1600-10,000 = 17-4 SS
Sealing Material	Neoprene
Approvals	CE

### Input

Supply Voltage / (Output)	8-28 VDC (0-5V, 4-20mA)
	5 VDC (0.5-4.5V)
	12-36 VDC (0-10V)
Pressure Range	3 to 10,000 psi
Proof Pressure	1.5 x full scale
Burst Pressure	3 x full scale
Fatigue Life	More than 4 million cycles

*For best performance use shielded cables.*

*Mating connectors and cable assemblies sold separately.*

*\* Consult factory for further OEM options.*

## ORDERING

Series	Output	Pressure Type	Pressure Range	Pressure Port	Electrical Connection	Accuracy
TDH30	B	G	0050	03	D00	4
	B = 4-20mA C = 0-5V (3 wire) **	G = Gauge	(psi) 0015 0025 0050 0100 0250 0500 1000 3000 5000 **	03= 1/4" NPT Male **	D00= 4 pin Mini 9.4 DIN B00= 3 pin Packard **	4= 1% **

\*\*= Consult factory for further OEM options

Pressure ranges and outputs listed above are quick ship versions

Specifications may change without notice. The information we supply is believed to be accurate and reliable as of this printing. However, we assume no responsibility for its use. While we provide application assistance personally, through our literature and the Transducers Direct web site, it is up to the customer to determine the suitability of the product in the application.

REV: 7.17